



# Science Poster Design Guide

To Do's Chapter 1-4

# To Do Chapter 1

Ask questions and prepare your content

Write down the answers on the questions of Chapter 1 that apply to your poster topic:

Maybe there are also other questions you can ask yourself or maybe not. The goal is to get an idea of what your poster will be about.

## My questions and answers:

A large, empty rectangular box with a thin black border, intended for the user to write their questions and answers. The box is currently blank.






# To Do Chapter 2

Define your target audience

**What is your target audience?**

Write it down on this page.

**My target audience:**

A large, empty rectangular box with a thin black border, intended for the user to write their target audience.


# To Do Chapter 3

## Make a coherent story

### Make your information structure or write down a short summary

The goal of this To Do is to get an overview of the story you want to tell with your poster. What message and information do you want to share? You can do this for example by making an information structure or write a short summary (see Chapter 3 for more information).

## My information structure/story:






# To Do Chapter 4

Come up with a title

Create the title for your poster

Make it as compact and compelling as possible.

**My title (main title and optional a subtitle):**

A large, empty rectangular box with a thin black border, intended for the user to write their main title and optional subtitle.



